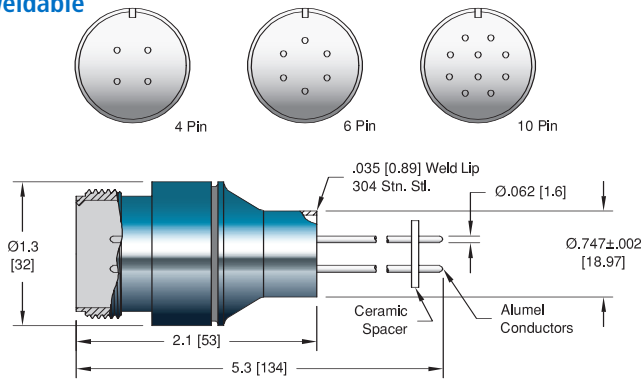
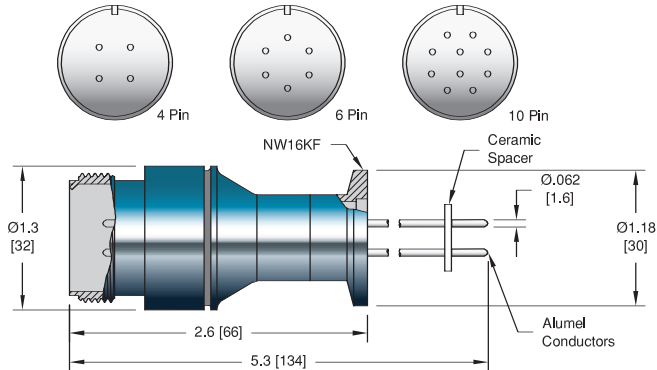


MULTIPIN CONNECTOR

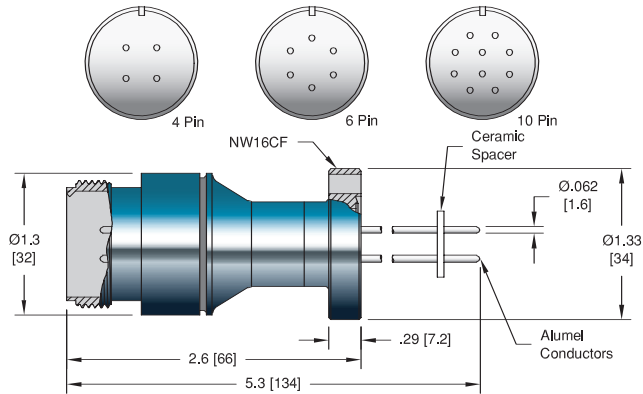
4, 6, & 10 Pin
Weldable



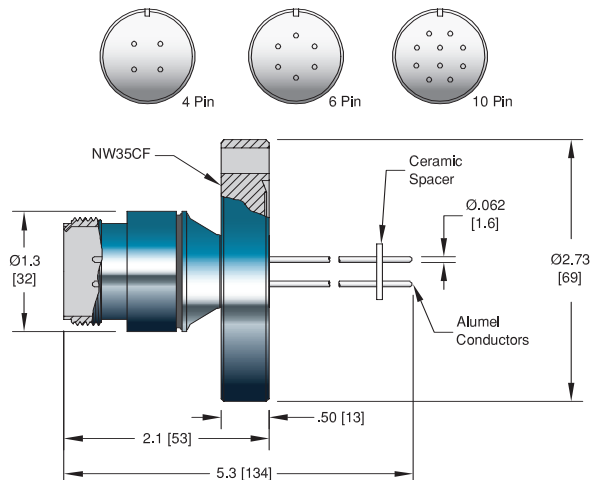
ISO KF - NW16KF



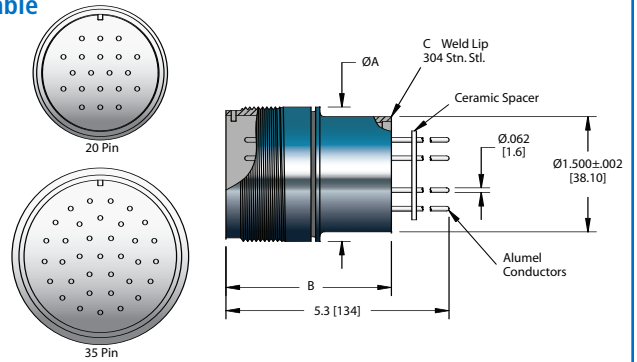
ConFlat - NW16CF



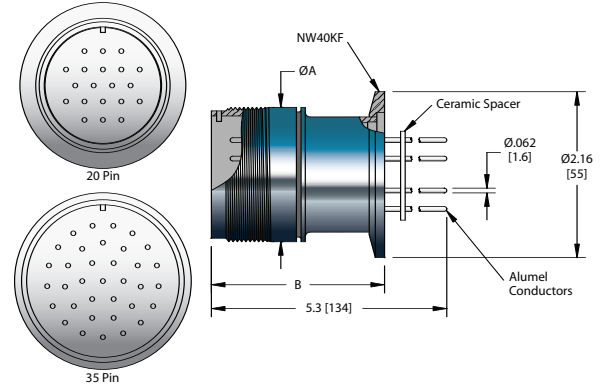
ConFlat - NW35CF



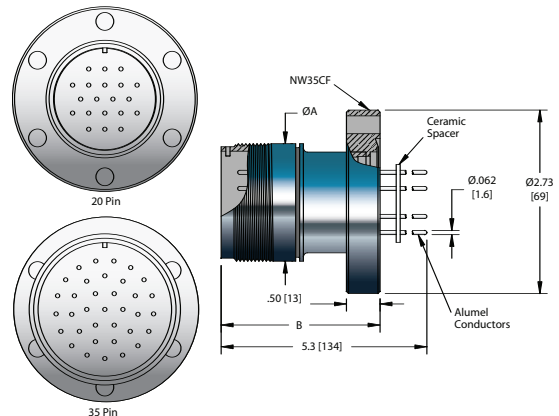
20 & 35 Pin
Weldable



ISO KF



ConFlat



Specifications
Materials

- Shell: 304 Stainless steel
- Pins: Alumel
- Insulation: Alumina ceramic
- Magnetic Materials: Yes

Voltage Rating 700 V DC

Current Rating 7 Amps per pin

Temperature Range -269°C to 450°C, ISO KF -25°C to 205°C

Pressure @ 20°C ISO KF 0 PSIG


- 4 Pin - 600 PSIG (41 Bar)
- 6 Pin - 550 PSIG (38 Bar)
- 10 Pin - 500 PSIG (34 Bar)
- 20 Pin - 125 PSIG (8.6 Bar)
- 35 Pin - 50 PSIG (3.4 Bar)



NO. PINS	INSTALLATION	DIMENSIONS			PART NUMBER
		A	B	C	
4	Weld	-	-	-	10184-05-W
6	Weld	-	-	-	10185-05-W
10	Weld	-	-	-	10094-05-W
20	Weld	1.8 [44]	2.3 [57]	.065 [1.7]	10096-04-W
35	Weld	2.3 [57]	3.1 [79]	.060 [1.5]	10186-04-W



ISO FLANGE					
NO. PINS	INSTALLATION	A	B	C	PART NUMBER
4	NW16KF	-	-	-	17150-02-KF
6	NW16KF	-	-	-	17151-02-KF
10	NW16KF	-	-	-	17155-04-KF
20	NW40KF	1.8 [44]	2.3 [57]	-	13744-02-KF
35	NW40KF	2.3 [57]	3.2 [82]	-	15103-02-KF




CONFLAT FLANGE					
NO. PINS	INSTALLATION	A	B	C	PART NUMBER
4	1 1/3" (NW16CF)	-	-	-	10184-06-CF
4	2 3/4" (NW35CF)	-	-	-	10184-07-CF
6	1 1/3" (NW16CF)	-	-	-	10185-06-CF
6	2 3/4" (NW35CF)	-	-	-	10185-07-CF
10	1 1/3" (NW16CF)	-	-	-	10094-06-CF
10	2 3/4" (NW35CF)	-	-	-	10094-09-CF
20	2 3/4" (NW35CF)	1.8 [44]	2.4 [60]	-	10096-03-CF
35	2 3/4" (NW35CF)	2.3 [57]	3.3 [84]	-	10186-03-CF




TYPE	VOLTAGE DC	CONDUCTOR AMPS	NO. CONTACTS	DIMENSIONS		TEMPERATURE °C		PART NUMBER
				H	L	MIN	MAX	
Air Side	700 V	13	4	1.4 [36]	4.4 [112]	-55	125	15910-01-A
Air Side	700 V	13	6	1.4 [36]	4.4 [112]	-55	125	15911-01-A
Air Side	700 V	13	10	1.4 [36]	4.4 [112]	-55	125	15912-01-A
Air Side	700 V	13	20	1.9 [49]	4.3 [109]	-55	125	15913-01-A
Air Side	700 V	13	35	2.5 [62]	4.2 [107]	-55	125	15914-01-A
Air Side: Hi-Temp PEEK	700 V	4.8	4	1.4 [36]	2.6 [65]	-55	260	15910-32-A
Air Side: Hi-Temp PEEK	700 V	4.8	6	1.4 [36]	2.6 [65]	-55	260	15911-32-A
Air Side: Hi-Temp PEEK	700 V	4.8	10	1.4 [36]	2.6 [65]	-55	260	15912-32-A

Note that contacts are included with all plugs.



VOLTAGE DC	CONDUCTOR AMPS	TYPE	LENGTH	WIRE DIAMETER	INSULATION DIAMETER	PART NUMBER
850 V	2.5	28 AWG Stranded	30'	7 x 0.005	Ø .028	21621-01-A
850 V	5	22 AWG Stranded	30'	19 x 0.0063	Ø .035	21643-01-A



TYPE	MATERIAL	DESCRIPTION	PART NUMBER
0.062 Crimp Contacts	Beryllium Copper	Accepts .062 [1.6] Pin	2044-02-A†
0.062 Crimp Contacts	Nickel Alloy	Accepts .062 [1.6] Pin	0821-01-A
0.062 Barrel Type Contacts	Beryllium Copper	Accepts .062 [1.6] Pin	7332-03-A
Crimp Tool		For 0.025" – 0.075" Crimp Diameters	2840-05

*Contacts priced and sold in packages of 10. †Shown in photo. See the Accessories section for more information on all accessories.