

Specifications

Materials

Housing: 304 Stainless steel
Pin/Tube: See table
Insulation: Alumina ceramic
Magnetic Materials: See table

Voltage Rating See table

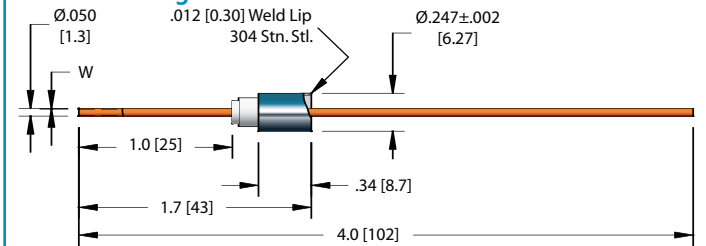
Current Rating See table

Temperature Range -269°C to 450°C, ISO KF -25°C to 205°C

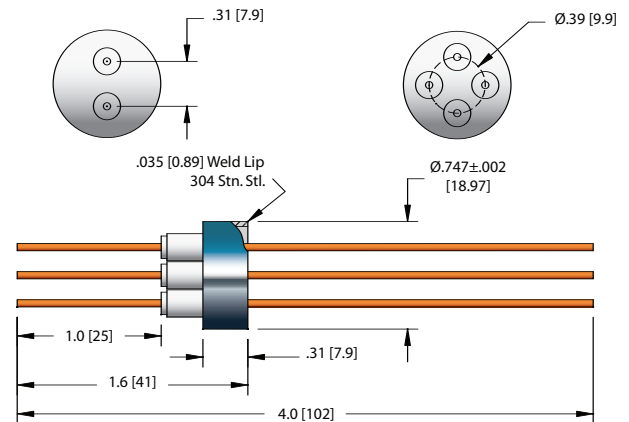
Pressure @ 20°C ISO KF 0 PSIG

Single Pin: 3500 PSIG (241 Bar)
2 & 4 Pin: 1250 PSIG (86 Bar)

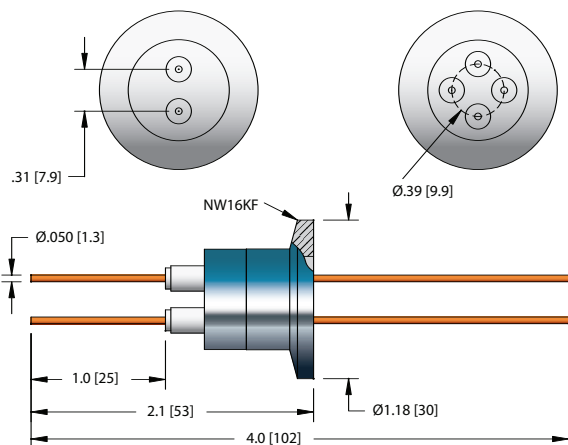
Weldable - Single Pin



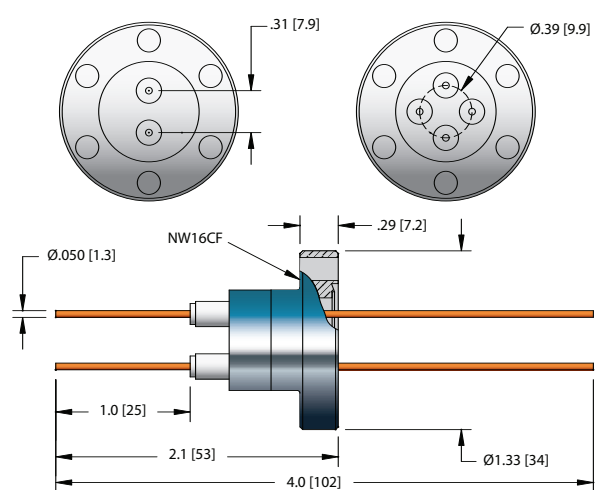
Weldable - 2 & 4 Pin



ISO KF - 2 & 4 Pin




ConFlat - 2 & 4 Pin 6 kV





NO. PINS	INSTALLATION	VOLTAGE DC	AMPS*	CONDUCTOR MATERIAL	W	MAGNETIC MATERIALS	PART NUMBER
1	Weld	5 KV	1.8	304 Stn. Stl.	-	No	9791-04-W
1	Weld	5 KV	8.2	Nickel	-	Yes	9791-02-W
1	Weld	5 KV	27	Copper	-	No	9791-08-W
1	Weld	5 KV	-	Nickel Tube	.005	Yes	9791-06-W

*Current carrying capacity of the tubular feedthroughs varies based on the coolant used and the flow rate.




2	Weld	6 KV	1.8	304 Stn. Stl.	-	No	9215-04-W
2	Weld	6 KV	8.2	Nickel	-	Yes	9215-02-W
2	Weld	6 KV	27	Copper	-	No	9215-08-W
4	Weld	6 KV	1.8	304 Stn. Stl.	-	No	9216-04-W
4	Weld	6 KV	8.2	Nickel	-	Yes	9216-02-W
4	Weld	6 KV	27	Copper	-	No	9216-08-W

ISO FLANGE



2	NW16KF	6 KV	1.8	304 Stn. Stl.	-	No	17018-01-KF
2	NW16KF	6 KV	8.2	Nickel	-	Yes	17018-02-KF
2	NW16KF	6 KV	27	Copper	-	No	17018-04-KF
4	NW16KF	6 KV	1.8	304 Stn. Stl.	-	No	17019-01-KF
4	NW16KF	6 KV	8.2	Nickel	-	Yes	17019-02-KF
4	NW16KF	6 KV	27	Copper	-	No	17019-04-KF


CONFLAT FLANGE



2	1 1/3" (NW16CF)	6 KV	1.8	304 Stn. Stl.	-	No	9871-02-CF
2	1 1/3" (NW16CF)	6 KV	8.2	Nickel	-	Yes	9871-01-CF
2	1 1/3" (NW16CF)	6 KV	27	Copper	-	No	9871-04-CF
4	1 1/3" (NW16CF)	6 KV	1.8	304 Stn. Stl.	-	No	9871-06-CF
4	1 1/3" (NW16CF)	6 KV	8.2	Nickel	-	Yes	9871-05-CF
4	1 1/3" (NW16CF)	6 KV	27	Copper	-	No	9871-08-CF



VOLTAGE DC	CONDUCTOR AMPS	GAUGE	TYPE	LENGTH	WIRE DIAMETER	INSULATION DIAMETER	PART NUMBER
850 V	2.5	28 AWG	Stranded	30'	7 x 0.005	Ø .028	21621-01-A
850 V	5	22 AWG	Stranded	30'	19 x 0.0063	Ø .035	21643-01-A
850 V	20	12 AWG	Stranded	15'	37 x 0.013	Ø .101	21702-02-A
Adjustable wire stripper, 20-30 AWG (.25-.80mm)							21128-01



TYPE	MATERIAL	DESCRIPTION	PART NUMBER
0.050 Crimp Contacts	Beryllium Copper	Accepts wire up to 0.062 [1.6]	11911-02-X†
0.050 Set Screw Contacts	Beryllium Copper	Accepts wire up to 0.050 [1.3]	7429-02-A
0.050 Barrel Type Contacts	Beryllium Copper	Accepts wire up to 0.050 [1.3]	7332-02-A
Crimp Tool		For 0.025" - 0.075" Crimp Diameters	2840-05

*Contacts priced and sold in packages of 10. †Shown in photo. See the Accessories section for more information on all accessories.